

FULL SERVICE SECTION 125 PREMIUM ONLY & FLEXIBLE SPENDING ACCOUNT ADMINISTRATIO

POP SPD Only-

Existing Client No Charge, included with administration service
New Client \$100 set up fee, \$50 annual renewal

POP SPD and Eligibility Tracking –

Existing Client \$1.50 pepm, waive set up, \$50 annual renewal
New Client \$100 set up fee, \$1.50 pepm, \$50 annual renewal

Includes: Employee data entered into system, data is updated and maintained for changes, new hires and terminations, as reported by employer. ERISA compliant Summary Plan Description (SPD).

FSA (includes debit card) -

Existing Clients \$3.50 pepm*, set up fee waived, \$50 annual renewal
New Clients \$3.50 pepm*, \$100 set up fee, \$50 annual renewal
**pepm stands for per enrolled employee, per month*

FSA Administration Includes:

- Non-Discrimination Testing
- Debit card for FSA charges
- EDIS Debit Card Mobile App
- EDIS FSA Portal for tracking and on demand report generation
- Daily reimbursement processing for charges incurred outside the debit card.
- Regular reporting year-end status updates for participants.

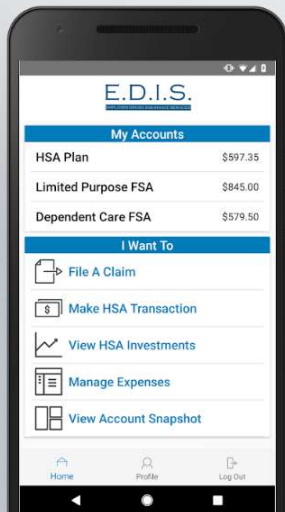
EDIS Debit Card Solution

The Debit Card and Mobile App for FSA saves an employee time while making the most of the FSA benefit account.

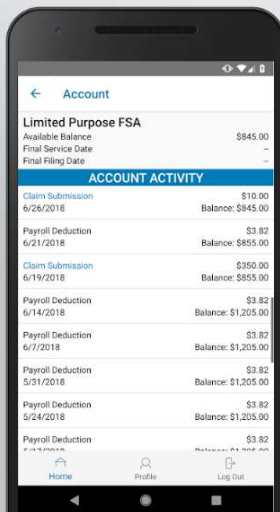
Upload receipts, submit claims, view status, request payment, and so much more...



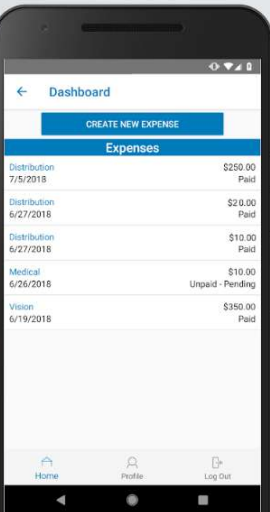
View your **account(s)** and link to resources from 'I Want To'



Check your **account activity** anytime, anywhere



Manage **expenses** from a consolidated dashboard



E.D.I.S.

EMPLOYER DRIVEN INSURANCE SERVICES

www.employerdriven.com

CA Insurance License #0M76879

TX Insurance License #2989289